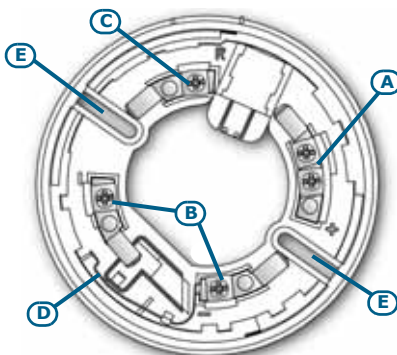


# EB0010

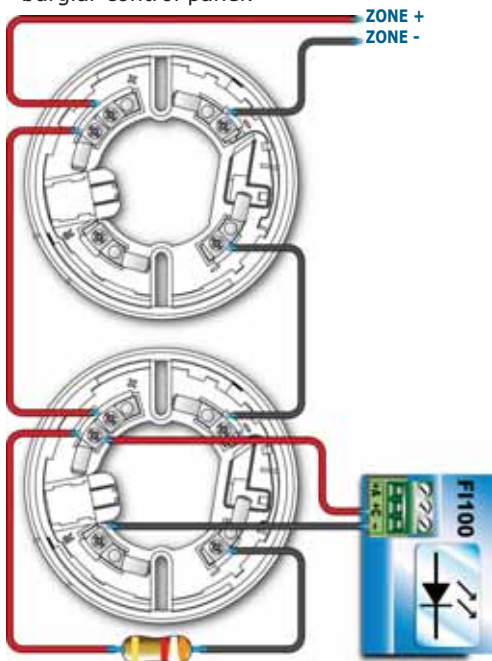
## Mounting base

The EB0010 mounting base has been specially designed for use with conventional detectors from the IRIS series or addressable detectors from the ENEA series.

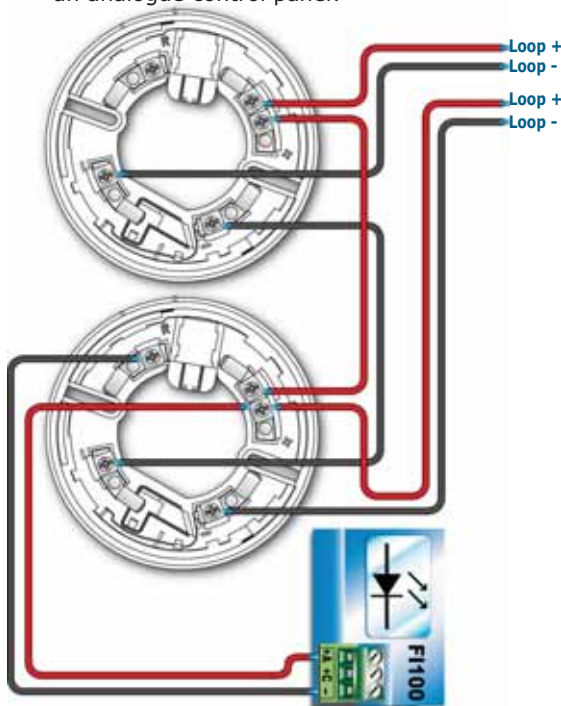


A	"+" terminal
B	"-" terminals
C	"R" terminal
D	Short-circuit reed
E	Screw locations

Connecting an IRIS detector to a burglar control panel:



Connecting an ENEA detector to an analogue control panel:



TECHNICAL SPECIFICATIONS	EB0010
Diameter	110 mm
Height	24 mm
Weight	15 g

INIM Electronics reserves the right to change the technical specifications of this product without prior notice.

**INIM Electronics s.r.l.**  
 via Fosso Antico, Centobuchi  
 63033, Monteprandone, (AP) Italy  
 Tel. +39 0735 70 50 07  
 Fax + 39 0735 70 49 12  
[www.inim.biz](http://www.inim.biz) [info@inim.biz](mailto:info@inim.biz)